


AUGUST 2015

The Burley Line



Ian assumes a bull shark got the other half...!

From the Editor

As I scroll through yet another CAA newsletter in the making with the heater maxed and my glass of Old Boys aged 21 Tawny Port almost empty, I am quietly humbled to be collating a record that's been in existence since just after World War II.

I'm very excited to share with you photos, articles and journals from the 'CAA Vault'. Stay tuned as the dust and cobwebs are wiped away from the newly found archive boxes to reveal what CAA once was!

I hope you enjoy the August newsletter as much as I enjoyed putting it together.

Tight Loops

JasonQ

Inside This Issue

- From the Editor's desk
- What's new?
- Members Fishing Reports
- What's cooking?
- From the Vault
- CAA Boat Quiz
- And Loads more

**FIND CAA ON FACEBOOK, LIKE US
AND BE ACTIVE OUR PAGE!**



Newsletter of the **CANBERRA ANGLER'S ASSOCIATION Inc.**
GPO Box 2237
CANBERRA CITY ACT 2601
<http://www.canberra-anglers.asn.au/>

What's new?

Lead sinkers to go?

Fishing World is reporting that there could be international moves to ban lead sinkers and jigheads.

The Convention for the Conservation of Migratory Species (CMS) is apparently considering recommending a ban, to prevent poisoning of migratory birds. There's not much doubt that lead is toxic in the ecosystem but there would need to be consultation with the international tackle industry before any bans or restrictions were implemented.

Australia is a signatory to the CMS, which meets every three years to consider issues relating to migratory species.

Lead is already being phased out of ammunition for similar reasons, with over two dozen US states banning lead bullets and even the US military is phasing out lead ammunition by 2018.



DPI Media Releases...

[For more information Click here!](#)

Looking after your EPIRB

Each year, many boaters' lives are saved because they have a registered EPIRB (Emergency Position Indicating Radio Beacon) onboard when a real emergency happens out on the water. However, there are many instances where unnecessary time and resources are used to track down EPIRBs that have been inadvertently activated.

EPIRBs can be activated if they haven't been properly stowed, or if they fall or are knocked over. Another major cause for callouts is people throwing old EPIRBs out in the rubbish!

So, please think about how you store your EPIRBs and dispose of old ones appropriately. Many marine equipment retailers will recycle them for you or you can drop them off at your local Battery World store. The AMSA website has some very good advice on everything EPIRB and you can also register your EPIRB for free if you haven't already done so at <http://beacons.amsa.gov.au/>.



Click [here](#) for more useful information

Privacy Act :

Members please note:
If you do not want your details published in the newsletter, please advise the Secretary or Editor



NSW Council of Freshwater Water Anglers is frequently updated and can be found here: <http://www.freshwateranglers.com.au/>

Member's Trip Reports and Photos



Alan in the foreground and Dennison car.park in the rear.

Four brave CAA souls (Alan, Nathan, Ben and Lyall) drove to Anglers Reach to fish both the river and Lake Eucumbene on closing weekend. Surprisingly, there were far fewer cars along the river at Dennison than we had seen in the weeks leading up to closing weekend.

The weather was perfect for the whole long weekend despite there being snow on the ground from earlier falls.



The only place anyone was having any success was above the tree line towards Flying Fox. Ben scored this nice brown in fast flowing water with a level of technique I could only marvel at and humbly ask for instruction.

Member's Trip Reports and Photos Cont....



No faces and no names. We discovered ten anglers around one pool on the Eucumbene River and, naively, I thought they might all be friends fishing together. It became pretty clear pretty quickly that they were not when the lure fishermen on this bank started landing their lures within a metre of the fly fishermen on the opposite bank time and time again. We saw fish after fish landed, one clearly foul hooked then knocked on the head. We proceeded up stream rather than get involved with the circus.

Late afternoon on Sunday turned into fly casting tuition by Nathan and Ben. The conversation went something like "You are starting your forward cast too soon Lyall. It is called "creep". Wait, wait NOW – that's it."

I reckon I got \$500 worth of casting tuition for free over the weekend !!!

Lots of fun !!!



Nathan in full haul with Ben looking on.

What's cooking?

British Fish Cakes (not Thai ...)

This recipe is from Matthew Evans' new book *The Gourmet Farmer goes fishing – the fish to eat and how to cook it*. He writes with keen fishermen and chefs Nick Haddow and Ross O'Meara and, by and large, you can go fishing anywhere in Australia in salt water or fresh, take your catch home and look up a recipe for that fish, crustacean or mussel and cook up a nice but unpretentious meal.

Ingredients: (fish cakes for four)

- 400 g fish fillets - I used flathead tail fillets
- 400 ml milk
- 1 bay leaf
- 400 g potatoes, such as king Edwards, peeled and chopped
- 1 egg, beaten
- 4 spring onions, sliced
- 1 tablespoon chopped dill
- 1 tablespoon chopped flat leaf parsley
- 100 g breadcrumbs
- Vegetable oil for frying
- Lemon wedges to serve



Method

Place the fish in a large saucepan of milk and add the bay leaf and season with salt and ground pepper. Bring the milk to a simmer but don't boil it. After ten minutes, check whether the fish flakes off easily. If it does, take out the fish and remove any bones or skin and allow it to cool.

Boil the chopped potatoes until a tooth pick will go into the potatoes easily then mash them, adding a little of the milk left in the saucepan. Don't add too much as you don't want a wet consistency but rather something to form into a firm patty (think mixing mortar to lay bricks ...). Add the fish which you have flaked into 1 cm chunks, egg, spring onions, dill and parsley and mix it all by folding together. Adjust the flavour with pepper or some chilli powder or chilli flakes then fashion into patties 5 or 6 cm in diameter. Too large and they will not cook evenly. Roll the fish patties in bread crumbs then put the uncooked fish cakes into the fridge for at least an hour for the flavour to develop.

Heat the vegetable oil in a frying pan and cook the fish cakes for about five minutes on each side or until the bread crumbs turn brown. Don't overcrowd the pan or it will cool down and the fishcakes will be soggy and oily. Keep the pan hot and cook in batches if necessary.

Serve with salad or chips or Clyde River oysters and ENJOY!!!

Member's Hints and Tips to share

Backpacker Cooking from Jason M

G'day fellow trekkers,

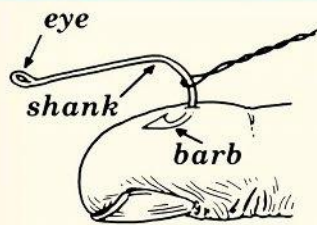
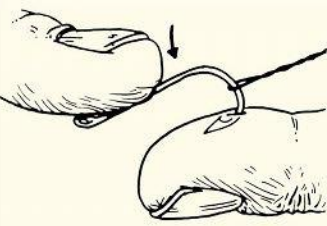
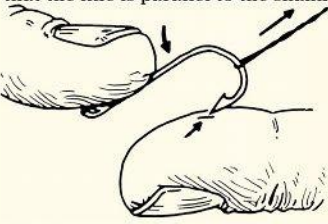
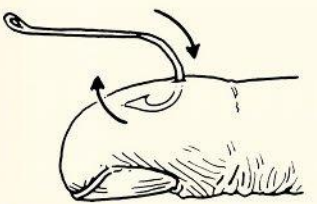
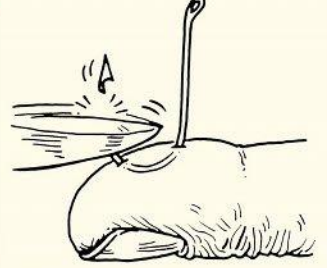
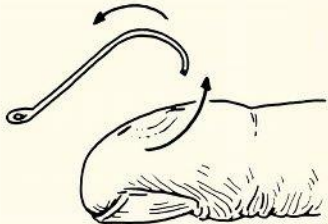
Here's some more consolidated ideas on remote cooking. I concur on the Asian groceries, and some Italian too. Dried shittake or porchini mushrooms go well in a dish, as do olives and sun dried tomatoes. The dried coconut milk works good, but I am yet to buy Malcolm Douglas' favorite powdered egg for cakes and pancakes etc.

Although a little bulkier than a container of couscous due to the air inside, the Ainslie's flavored packs are easy to just add hot water to. His wild mushroom one is a staple of mine.

Click [here](#) for more details.

JM

How to Remove a Fish Hook from Your Finger The Art of MANLINESS

<p>1. String Yank Technique</p>  <p>1. Tie off a loop with some fishing line. Place the loop over the hook's shank and lightly pull it against the bend of the hook.</p>	 <p>2. With your other hand, press down and back on the hook's eye.</p>	 <p>3. Continue pressing down on the hook's eye. Quickly and firmly jerk the fishing line backward, ensuring that the line is parallel to the shank.</p> <p><i>Don't worry: only a tiny bit of flesh is behind the barb. It won't hurt too much. Clean and bandage.</i></p>
<p>2. Advance & Cut Technique</p>  <p>1. Using pliers, advance the point of the hook (including the barb) out of the skin. Follow the natural curve of the hook.</p>	 <p>2. Use your pliers to cut the hook below the barb.</p>	 <p>3. Remove the hook by backing it out through the wound. Clean and bandage.</p>

© Art of Manliness and Ted Slampyak. All Rights Reserved.

Editor: Same process goes for when it's in your ear, back of your head, or any part of your mate!

For this and more interesting facts and guides visit here: <http://www.artofmanliness.com/>

CAA Boat Quiz

Which members own the boats shown?

Have a look at the fit-out. Is there anything you are interested in for fish-ability? Which boat or boats would suit your style of fishing?

List of members to choose from: RA, Club Boat, Club Boat MkII, JQ

Boat 1



Boat 2



Boat 3



Boat 4



Member's Trip Reports and Photos Cont....



From Bill close to the Tropic of Capricorn: Got to get a ruler! Quinn thinks we caught ten. I thought 6, but certainly had more than another 6 lost! This is one of many and the size does get bigger.

Editor: Great to see the Brisbane River produce more than just McDonald wrappers and the odd trolley!

Well done Quinn :)

Bill now reports from Townsville but I am yet to read an opportunity of getting out on the water. Enjoy the warmth.



Editor: Quinn with a local CBR carp utilizing Charlies patented technics taken some months ago.

Look out ET- Quinn will steal your fan club with a smile and captures like that!

AUGUST 2015

Time of the Take

by Fred Dunford

*An Australian
lake fly-fishing
masterpiece*



Canberra Anglers Wishes to thank the following for their ongoing patronage and support:

- Anglers Art Phillip
- Pratts Tackle Box Belconnen
- Raiders Club Weston
- Tackle World Fyshwick
- Road Tech Marine Fyshwick

Seeking Interest...

CAA Secretary is gauging interest in the purchase of personalized CAA Stubby Coolers, and another batch of shirts.

Cast your emotions to:


secretary@canberra-anglers.asn.au

NOTE:

"With the exception of Official Club Policy or Official Reports the views expressed in this newsletter are not necessarily those of the Canberra Anglers Association

CAA Classifieds

- Surplus to Jas M needs, three brand new Plano 3700 trays for \$20.



Cleaning out the garage?
Let the editor know and we can assist with its sale!

Email: newsletter@canberra-anglers.asn.au

Notable Fish Recorded

The Editor wishes to advise there won't be any notable fish published in the month of August.

Who will have landed the biggest fish, see you at the AGM!

CAA Action Items Outstanding/ Completed

Outstanding action items from previous meetings:

1. Geoff to clear Bill's draft briefing note for new members and ask Kelly to prepare a flyer/pamphlet for printing.
2. Lyall to follow up with Chris McKechnie on fly fishing location for week 3 of public fly casting.

Completed action items from previous meeting:

1. Bill and Geoff collaborated on CAA's response regarding regional representation on Recreational Fishing NSW Advisory Council to NSW government through the Capital Region Fishing Alliance and NSW Council of Freshwater Anglers. It was sent to CRFA and CFA prior to the 7 July 2015 deadline.
2. Jason M has selected photos from CAA newsletters to have printed in preparation and display at the fly casting weekends on 6, 13 and 20 September 2015.
3. Nathan confirmed that CAA is able to fish (catch and release, crushed barbs) near Nimitabel on week three of fly casting for the public in September. Lyall (Secretary) is to follow up with the land owner.

Get involved....!



Click the photo to find out more!

The details and prizes:

- Competition closes Monday 10th August 2015. Winners will be announced Friday 14th August 2015 on our Facebook page and by email.
- There are 2 main categories: Freshwater and Saltwater. Please indicate your category, you may enter both and enter up to (3) flies per category.
- There is one main prize and one runner-up prize in each main category. The main prize will be 1 x Xplorer T-50 Fly Rod. The runner up prize will be a choice between our Guide 3 or XPLA Reels.
- There are additional fun categories/prize opportunities this year, namely: 1. Best fly name, 2. Fly with the most character, and 3. Best Fly tied using unconventional materials. Each of these winners will receive either a fly vest or saltwater pack, fly box, fly line or our popular travel rod bag. Each winner will receive (1) prize. In addition there will be ad-hoc prizes for supporting the comp via random creative, supportive, constructive feedback and participation from our community (Truckers caps, fly lines, terminal tackle and pocket fly boxes)!!!! This takes this years comp prize total value to over \$2000.00!
- Please respect and pay big kudos to our judges and support the rules of the competition. Our community is extremely important to us and by sharing, liking or promoting our Facebook page or the Tackle Safari website we are able to promote not only our brand partners but the growth of fly fishing, clubs and are able to pay it forward.


From the Archives

From the Archives – August 1965

It's been a topic of discussion between Bill and others for some time – the idea of republishing extracts from old newsletters to show how the club has or hasn't changed over the 70 years of its existence. With the help of a few of the, shall we say, "seasoned" CAA members, Lyall has pawed through CAA documents from 1945 onwards and sorted them into orderly categories with some helpful advice from a friend at the Australian National Archives. While we have minutes of meetings, newsletters, newspaper articles, membership lists and the names of trophy winners for the last sixty plus years, the real jewel in the crown are around one hundred photographs dating from the inception of Canberra Anglers' Association which Bill is currently digitising for posterity.

An email from Secretary enclosing scans from the August 1965 newsletter (or journal as it was called then) has forced Bill's hand. After all it was just too tempting with the 50th anniversary of these extracts plus the mention of current member (Norm) and a longtime favourite outing (Bermagui – though get a load of the boats!).

Expect to see a regular column in Burley Lines titled 'From the Archives' showcasing some of our CAA history worth re-living. Anyway, here is the first of what's to come!



Editor: From above to the right, unlocking CAA's past.

August 1965 continued

Coast Trip to Bermagui

On Saturday and Sunday, 3rd and 4th July, (our two day outing to Bermagui), 30 attended and fished both days. Noel Atcherley unfortunately, went down sick on the Sat. morn and so missed out after travelling so far. Better luck next time Noel.

It was lovely weather — but the fish were scarce. Sat. we landed a few off the five boats which took us all out, but Sunday was a better day with some nice Schnapper being taken.

Owen Tavenor landed a 53lb. Yellowfin Tuna and the Skipper's Mate landed 3 more, 70 - 100 lbs. each.

A film has been recorded of part of the week-ends events, and it should be on at our General Meeting in the Grosvenor Room at the Ainslie-Rex Hotel on Thursday, 12th August, 1965. We thank Owen for his taking of the film and using his camera.

It was voted a most enjoyable week-end, especially by those of us who only frequent the sea occasionally. And everyone ended up with a very good lot of fish each.

A box of fish was distributed to the Goodwin Homes and some other aged folk.



Roger Bellcher (back on), Don Buffinton and Bill Lumley aboard "Fair Venture".



Frank Whittle "Fair Venture" skipper cleaning fish.



The "Kaluna" and motley crew.



Keith Shields and Owen Tavenor trying for a Tuna as "Kaluna" goes past "Fair Venture".

Fishing the Molonglo Below Scrivener

Keith Shields has reported the grassing of eight browns from this area during the past season, most on fly, some on art.

Col. Dalton, Harry Oxborrow, Trevor Dive, Wal. Ferguson and Norm. Banham have all taken good fish from there too. Of these some were on fly and others on art. (What, no bait?) All were good big fish.

It would be well to note though that both Col. and Harry report that fish they have taken were riddled with worms. Dr. Weatherley would no doubt appreciate them for study.

The Molonglo right down to the junction seems to be holding plenty of browns, but not too keen on eating art lures, etc.

AUGUST 2015

It's On Again!

Canberra Anglers Association Presents

Learn to fly cast

Sept. 6, 13 & 20

10am-noon



FREE coaching by CAA
members including IFFF
certified instructor

ON THE LAWNS OF OLD PARLIAMENT HOUSE*

Opposite the Treasury Building
across Parkes Place West

**All Ages and
Levels Welcome!**

RODS PROVIDED OR BRING YOUR OWN
Sunglasses or eye protection required to participate

SAUSAGE SIZZLE * SOFTDRINKS * RAFFLES



*Weather permitting, 20 Sep may move to
allow you to test your new skills on the water.

See website for details

www.canberra-anglers.asn.au

AUGUST 2015

From the Archives Continued...

Editor: How random is this!? A number of members begin to archive CAA's history and this email arrives out of the blue... Kooky or what!?

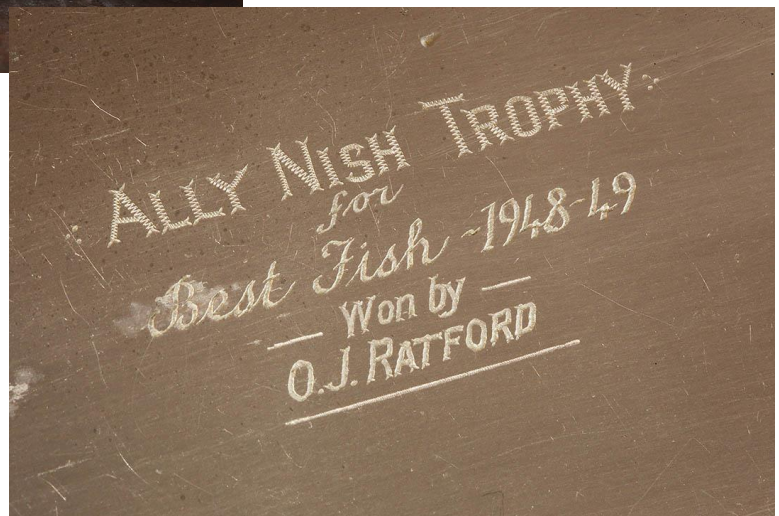
A beautiful acquisition Marc, thank you for sharing.

From: Marc Robertson PHOTOGRAPHY
Sent: Wednesday, 15 July, 2015 11:59 PM
To: secretary@canberra-anglers.asn.au
Subject: Canberra Anglers Association - webpage query

Hello,

I thought I would drop you a line and let you know of a historical item I recently acquired which has very strong ties to your club. It is a 1940's Richard Wheatley Fly Box (full of vintage flies) which was presented to then club president Ossie Ratford for "Best Fish" 1948/49 season. I have attached some photographs of the actual item as well as a copy of the original Canberra newspaper article covering the award.

All the Best
Marc Robertson





CANBERRA ANGLERS EXPECT GOOD SEASON

At the annual meeting of the Canberra Anglers' Association the President (Mr. O. J. Ratford) said that indications pointed to a good season for trout fishermen, and the association was looking forward to some good "bags."

The meeting elected the following officers:—

Patron: Col. H. E. Jones (re-elected); President, Mr. O. J. Ratford (re-elected); vice-presidents, Messrs. F. Elworthy, M. Hay, and R. J. Prowse; secretary, Mr. G. Cabban (re-elected); assistant - secretary, Mr. G. Brown; treasurer, Mr. E. Keage (re-elected); committee, Messrs. E. Dunshea, A. Ross, G. Westcott, H. J. Maddigan and J. H. Drew; hon. auditor, Mr. S. E. Austin; publicity officers, Messrs. G. Barlin and S. East.

Mr. Ratford said that it was gratifying to note that due to the work of the honorary inspectors and the co-operation of the Department, there had been a decline in illegal fishing. The Department had been asked to appoint two more inspectors to stamp out the practice.

The President urged members to report illegal actions in time for offenders to be caught.

The annual report made reference to the aid given to the Association by Mr. Lude, of the Cotter Kiosk, and his efforts to provide accommodation for members. The Department of the Interior has also been asked to set aside a site for a club-house at the Cotter, which the association hopes to build when conditions become easier in the building trade. Arrangements were made by the meeting to hold outings, including a return visit to Tumut in November. Last season, the Tumut Acclimatisation Society won the competition against Canberra at the Cotter.

The President exhibited the mounted 7½lb. fish, a record for the Cotter, which he caught last season.

Trophies won during last season were presented as follows:— Championship, Mr. O. J. Ratford; President's Trophy, Mr. A. Ross; Freebody's trophy for best bag, Mr. O. J. Ratford; Ally Nish trophy for best fish, Mr. O. J. Ratford; Lyle Knowles Memorial

CAA Tying Night



Below are some photos from a recent CAA Fly Tying night making up a Silicone (Popovics) and Crease Flies

A great night learning some new technics and watching Ben almost glue his fingers together!

I truly believe Nathan should be a brain surgeon with the attention given to his vice throughout the evening.

Thanks to Geoff for leading the night and sharing your knowledge of these flies with us.

Editor: A tube of silicone, small amount of washing up liquid, bucks tail, creativity and a few good laughs is all that is required to achieve the Silicone fly.
[Click here for this recipe and more!](#)



AUGUST 2015

CAA Tying Night Continued...

