

NOVEMBER 2015

# The Burley Line



One of CAA's newest members, Luke, setting the benchmark for the Keith Shields (best Native fish) award

## Inside This Issue

- Message from our Pres.
- Carp loves 20 degrees
- What's New/ Links
- Members Fishing Reports/ Photos and Notable Captures
- Member Hints and Information to share
- Seeking Interest
- Casting for Recovery
- Members DIY
- Recipe leaked
- Get involved, and heaps more!

**FIND CAA ON FACEBOOK AND  
LIKE OUR PAGE!**



*Newsletter of the CANBERRA ANGLER'S ASSOCIATION Inc.*  
GPO Box 2237  
CANBERRA CITY ACT 2601  
<http://www.canberra-anglers.asn.au/>

NOVEMBER 2015

## A Message from the Pres.

G'Day All,

I hope those chasing some trout have had some nice days out. The feedback at the meeting re-affirmed our decision to delay Lyle Knowles to February. Reportedly many of the areas have shown the signs from the use and abuse over the last months.

As mentioned at the meeting, the October outing has been cancelled. A couple of factors have resulted in Scottsdale not being available, but Autumn would be better timing for an outing there, if anyone is interested for the exploration outing.

Bookings have been made for the coastal outing in March, but beds remain available if anyone is interested in securing a bed at Bungalow Park. We also have a few more outings this year. Castaways (Weston Park near Yarralumla) will be a day event, with the morning an opportunity for our junior members to learn about luring before more advanced casting techniques. That should build some skills towards Brogo Dam in late November for some hot bass action. December is also quite popular for the club with the Xmas BBQ and Jindabyne outing before we break for Christmas.

Additionally, in December the club will be represented at a Day By the Lake. Other community and external engagement includes our Secretary attending the official launch of Casting For Recovery on 19 October. Our CRFA representative will also be attending the CRFA AGM in a couple of weeks.

Be careful fishing with the warmer weather, active wildlife, and rivers flowing.

This month we had a great talk from Ian K on his QLD costal fishing, which has the link emailed out to members after the projector had power problems. Next month will be a talk on Malaysian billfish. Fly tying is on next week, and we had some new tyers along last month. I'll leave the rest for the newsletter, I'm sure it will be a bumper one.

Pres.



The Editors crew wishing they were fishing too.. This trip involved paving and respite.  
Next time Missy and Frankie!

NOVEMBER 2015

## 'Carp loves 20 degrees'



'Carp loves 20 degrees'- [report sightings/catch for your chance to WIN a tablet](#)

Waterwatch is asking for the public's help to uncover where carp are breeding and aggregating in the Upper Murrumbidgee, including Canberra lakes. Water ecologists Dr Dan Starrs says when the water warms up to about 17 to 24 degrees Celsius carp begin to spawn. Carp congregate over good vegetation, aquatic plants and tree roots to spread their eggs. Male carp chase females around, splashing across the water surface. During this distinctive behaviour they are laying and fertilising their eggs.

In the Upper Murrumbidgee, scientists want a more accurate picture of where and when this activity is happening or where Carp are found. If you see or catch Carp in our waterways, you can help by logging your sightings on [www.feralfishscan.org.au](http://www.feralfishscan.org.au). Feral Fish Scan is now also available via an app for iPhone or android.

All sightings entered before the end of November go in the draw to win a tablet and other prizes. Please go to <http://www.act.waterwatch.org.au/Feral%20Fish.html> for more information.

For CT article on this news item please go to: <http://www.canberratimes.com.au/act-news/scientists-break-into-circle-to-find-lake-burley-griffin-carps-vulnerability-20151021-gkftd.html>

**Please RELEASE tagged Carp if caught.**

The UMDR project would like to remind all recreational fishers to RELEASE and report Carp tagged with a long yellow tag. These fish are research fish which are being tracked to provide better knowledge of their movement in the Upper Murrumbidgee. Reports of tagged Carp should be made to the number shown on the tag. If caught, please photograph fish before release. If deceased, please return fish. Reward given.

Project contact: Antia Brademann (UMDR Facilitator)- 0429778633.

NOVEMBER 2015

# Help WATERWATCH uncover where carp love to hangout this spring

Carp are a major problem in Canberra and the upper Murrumbidgee waterways

WIN\* a  
Tablet  
or other  
prizes

\*Teams and conditions apply



Log your carp sightings at  
[www.feralfishscan.org.au](http://www.feralfishscan.org.au) to enter the prize draw

Carp are easier to spot when getting ready to breed.  
This happens during Spring when the water temperature warms to around 20°C.

Recording these locations will help Waterwatch identify where  
carp love to breed and provide opportunities for controlling them.

For more information about carp and the 'Carp Loves 20°C'  
competition go to [www.act.waterwatch.org.au](http://www.act.waterwatch.org.au)



## Member's Trip Reports and Photos



Hi Editor,

Attached is a Yellowbelly I picked up on the weekend on fly at Burrinjuck. Went in at 60cm. Caught on a Crazy Charlie (I think)!

Cheers,  
Luke.

Hi Editor:

I picked this one up at Windamere on the weekend but wasn't on fly. It went 54cm and was nice and fat!  
Cheers,  
Luke.



**Continued... Member's Trip Reports and Photos**



From Lyall

Hi JQ,

Six of us went fly fishing for sail fish in Malaysia recently. It turned out to be "kinda good".

You can see from all of the smiles on faces that we had a fantastic time.

More details to be provided when I talk about Chasing Sails On The Fly In The South China Sea at the CAA meeting on Wed 11 November.

Cheers

Lyall

Photo Courtesy of Peter Morse – [www.wildfish.com.au](http://www.wildfish.com.au)

Editor: Not only are you standing with one of Australia's renowned fly fisherman – Peter Morse, you are also sporting CAA fishing apparel in the Northern Hemisphere. Looking forward to your presentation!

NOVEMBER 2015

## Continued... Member's Trip Reports and Photos



From Jas M

G'day,  
Some shots of testing the new sounder. Had a couple of redfin come up the same size as my cotton cordell.

Cheers  
JM



From Bill B

North Fork of South Platte River. 2 miles of private water reserved only for me today. This was probably the best fish but only one or two of the 10 were any smaller. Tough buggers. One busted off, a few dropped. Didn't quite snow.

Life is tough for retired folk eh?

Cheers



Continued... Member's Trip Reports and Photos



Hi Editor,  
Here is one proof of the effectiveness of the stick caddis fly.  
50 cm rainbow caught around noon today from Lake Eucumbene. 3 others fell for the same fly, unfortunately no photos to show.  
Leon



## Notable Fish Recorded

The intent of this segment is to encourage folk to get out fishing (reporting on recent catches) and to encourage entries for consideration for [club trophies](#).

So far:

Angler	Species	Length	Method	Location/Event/Date
Bill	Brown	53 cm	Fly	Bondi Forest Lodge outing 21-23 Aug
Leon	Brown	43 cm	Fly	Bondi Forest Lodge outing 21-23 Aug
Leon	Brown	51 cm	Fly	Bondi Forest Lodge outing 21-23 Aug
Jason Q	Brown	'a lot more than 50 cm mate!'	Fly	Bondi Forest Lodge outing 21-23 Aug
Lyall	Brown	55 cm	Fly	Bondi Forest Lodge outing 21-23 Aug
Nathan	Brown	45 cm	Fly	Lake Eucumbene 23 Aug
Leon	Brown	59 cm	Fly	Lake Eucumbene 4 Sep
Ian	Brown	55 cm (two of)	Fly	Bondi Forest Lodge 19 Sep
Bill	Brown	50 cm	Fly	Bondi Forest Lodge 19 Sep
Ben E	Brown	'more than 50 cm'	Fly	Casting Weekend 20 Sep
Alan	Rainbow	31 cm	Fly	Casting Weekend 20 Sep
Nathan	Rainbow	'30 odd' cm	Fly	Casting Weekend 20 Sep
Luke	Yellow Belly	60 cm	Fly	Burrinjuck 4 Oct

## Local Water Storage Levels

### October 2015

Lake Eucumbene	58%
Lake Jindabyne	80%
Tantangara Reservoir	18%
Googong Dam	98%
Burrinjuck Dam	70%

For more information on levels around the Capital region follow the links below:

[Icon Water - Canberra](#)

[Snowy Hydro Lakes](#)

[NSW DPI State Levels](#)

NOVEMBER 2015

What's new? Link and all sorts!

# Casting for Recovery

Australian Capital Territory



Click below for more information:

[ACT Casting For Recovery](#)

Click [here](#) to view a small trailer on this wonderful program

Casting for Recovery seeks to enhance the quality of life of women recovering from breast cancer through the sport of fly fishing within a supportive environment at week-end retreats. For more info [www.castingforrecovery.org.au](http://www.castingforrecovery.org.au)

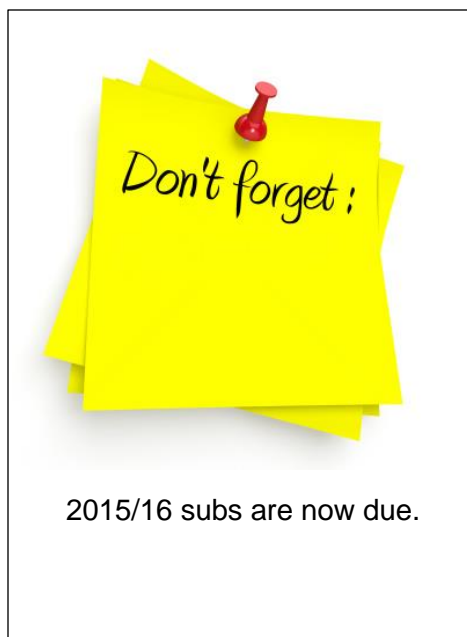


Click [here](#) for more useful information

**Privacy Act :**  
Members please note:  
If you do not want your details published in the newsletter, please advise the Secretary or Editor



NSW DPI Media Releases  
[For more information Click here!](#)



2015/16 subs are now due.



NSW Council of Freshwater Water Anglers is frequently updated and can be found here: [Freshwater Fishers](#)

NOVEMBER 2015

## Member's Hints and Information to Share

**From Bill:**

Can CAA make a bid?

[Brindabella Station For Sale!](#)

**From Treasurer:**

Maybe a few more years of raffles and we could afford the homesteads historic letter box...!

**From Jervis Bay Kayak & Paddlesports Co <info@jervisbaykayaks.com>**

Hi All,

Once again Jervis Bay Kayaks is holding its annual demo day - Kayaktopia! This is an opportunity for yourselves and your club members to come on down to Huskisson and be ready to paddle and experience all the latest gear - On The Water.

Amongst many stand up paddle boards and kayaks will be the Wilderness Systems Thresher, the Feel free Lure and the Native Watercraft Slayer 13.

If you or your members are interested we have attached the full details for your reference. Don't forget to register online to receive an automatic ticket in the draw for an Adventure Paddleboard.

We hope to see you there!

Many Thanks,  
Bart, Sarah & The JBK Team

Jervis Bay Kayak & Paddle Sports Co

13 Hawke Street  
Huskisson NSW Australia 2540  
Phone 61.02.4441.7157

See Over for Flyer.

# Kayaktopia

## Jervis Bay Kayak's Annual Kayaking and Paddle Sports Demo Day



Come along and join the fun at JBK's KAYAKTOPIA, our Annual Paddle Sports Demo Day! Take the opportunity to get out on the water in a wide variety of the latest kayaks and paddleboards. Also check out all the latest paddles and accessories. Test Paddle the Kayaking Industries Largest Range of Sit On Top, Sea and Recreational Kayaks plus Stand Up Paddleboard Demos. Whether you are new to paddling or an old sea dog, we recommend you come and check out the latest gear. Young and old there will be something for everyone at KAYAKTOPIA.

Talk to the staff at Jervis Bay Kayaks for amazing package deals and specials on our KAYAKTOPIA Weekend!

**31st October, 2015 at JBK Store and on the beach**

Register at [www.jervisbaykayaks.com.au](http://www.jervisbaykayaks.com.au)

All registered attendees go into the draw to win an Adventure paddleboard!



JERVIS BAY KAYAK & PADDLESPORTS CO



## **CAA Outstanding items from previous meetings**

### **CAA Boat**

**Action:** Jason M to report on boat usage in April/May 2016. In the interim, Jason gave an update on the CAA boat and maintenance.

**CRFA** Invitation to Contribute to ACT Life Saving "A Day At The Lake" Event 6 December at Captain Cook Fountain

**Action:** Jason M and Lyall to represent CAA at the event.

### **Club Profile**

**Action:** Bill to follow up with Canberra Times about a themed article on a club member.

### **CAA Promotional Pamphlet**

**Action:** Lyall to draft a flyer, with graphics to display diverse fishing methods used by CAA members, with the help of in-house graphic designers then have printing costed before presenting to the committee-council for consideration.

## **Completed items from previous meeting:**

70th anniversary lunch organised and enjoyed at the Southern Cross Club Yacht Club in September.

### **Trophies**

**Action:** Lyall has investigated the cost and design of replacement trophies and has a catalogue and prices for the Committee to consider when the perpetual trophies are called in in June 2016.

### **Life Membership Badges**

**Action:** Lyall has investigated the cost of new CAA enamel badges and will report to the Committee at its next meeting.

## Equipment Review

Received anything shiny and new? Let us know all about it...

Email: [newsletter@canberra-anglers.asn.au](mailto:newsletter@canberra-anglers.asn.au)

## For Sale

Cleaning out the garage?  
Let the editor know and we can assist with its sale!

Email: [newsletter@canberra-anglers.asn.au](mailto:newsletter@canberra-anglers.asn.au)

## Seeking Interest...

CAA Secretary is gauging interest in the purchase of personalized CAA Stubby Coolers, and another batch of shirts.

Cast your emotions to:  
[secretary@canberra-anglers.asn.au](mailto:secretary@canberra-anglers.asn.au)

### NOTE:

"With the exception of Official Club Policy or Official

Reports the views expressed in this newsletter are not necessarily those of the Canberra Anglers Association

Canberra Anglers Wishes to thank the following for their ongoing patronage and support:

- Anglers Art Phillip
- Pratts Tackle Box Belconnen
- Raiders Club Weston
- Tackle World Fyshwick
- Road Tech Marine Fyshwick


# Time of the Take

by Fred Dunford

*An Australian lake fly-fishing masterpiece*



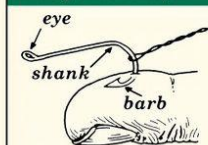
# Of Rivers and Rises



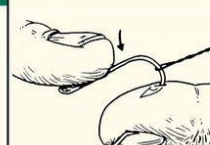
Les Hawkins

## How to Remove a Fish Hook from Your Finger MANLINESS

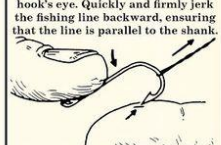
### 1. String Yank Technique



1. Tie off a loop with some fishing line. Place the loop over the hook's shank and lightly pull it against the bend of the hook.



2. With your other hand, press down and back on the hook's eye.



3. Continue pressing down on the hook's eye. Quickly and firmly jerk the fishing line backward, ensuring that the line is parallel to the shank.  
*Don't worry: only a tiny bit of flesh is behind the barb. It won't hurt too much. Clean and bandage.*

### 2. Advance & Cut Technique



1. Using pliers, advance the point of the hook (including the barb) out of the skin. Follow the natural curve of the hook.



2. Use your pliers to cut the hook below the barb.



3. Remove the hook by backing it out through the wound.  
Clean and bandage.

**Let's show our support and get involved...!**

**ACT Fly Fishers Casting for Recovery Project**

Yesterday saw the official launch of ACT Fly Fisher's Casting for Recovery project with ACT Deputy Chief Minister and Minister for Health Simon Corbell doing the honours. Casting for Recovery's mission is to enhance the quality of life of women who are recovering from breast cancer through the sport of fly fishing. More information is available at <http://www.castingforrecovery.org.au>

During the speeches, special mention was made of the contribution made by Canberra Anglers' Association so keep those donations coming.

On Thursday 19th November at 7:30 pm at the Croatia Deakin Soccer Club, ACT Fly Fishers will be holding their annual auction. For the first time members from other fishing clubs including Canberra Anglers' Association have been invited to participate. Entry to the auction is by a gold coin donation and, as usual, 10% of the auction revenue will go to the Casting for Recovery initiative. Of course, if people wish to donate anything, that would be most welcome.

Please email CAA and ACTFF member Angie at [mikanji@mak.com.au](mailto:mikanji@mak.com.au), BY THU 12 NOVEMBER, with a description of the item and the reserve price if any, so that a catalogue can be put together.

Note that fly fishing the luminaries in the photo include CAA and ACTFF members Angie and Anna on the far left and far right.



Photo courtesy of Peter Batho.

NOVEMBER 2015

**Let's show our support and get involved...!**

**From Angie:**

**ACT FLYFISHERS AUCTION NIGHT – Thursday 19<sup>th</sup> November 1930hrs  
3 Grose St, Deakin ACT**

Hello CAA members,

On Thursday 19th November 7.30pm the ACT Fly Fishers will be holding an auction to raise funds for the Casting for Recovery Initiative

We would like to extend the invitation to members of Canberra Anglers Association to attend, and take part.

We will be collecting a gold coin donation at the door, and if members want to bring along unwanted fishing related items to auction (you can set a reserve price), 10% of the proceeds will go to CFR.

Of course – will gratefully accept any donated items for auction too.

**Please email Angie at [mikanji@mak.com.au](mailto:mikanji@mak.com.au), BY THU 12 NOVEMBER, with a description of the item and the reserve price if any, so a catalogue can be put together.**

Have a good look in your cupboards and see what is surplus to requirements!

And put that date in your diary, should be a good night.

Kind Regards,

Angie, auction organiser



## The Tool Tackle Box and Reel Ideas

Here's an opportunity to swap or showcase some DIY ideas. Many members have fishing related project, be it lure making, rod building, or tweaking your fishing transport to hold your gear better. Instead of ducking down the shop to buy the latest import, you might even have the right bits lying around your shed / man cave to knock something up.

To start off, here is a bit of a long-term project I'm doing on a tinnie and trailer.

JM

### Tinnie Trailer

I had been eyeing off some trailers to go with an old tinnie, and found one on Gumtree down at the coast, and it even came with a boat! Not bad for \$325. With my tinkering on the club boat almost complete, it seemed like a good little project to fill in any spare time. So, I soon had a bot and trailer delivered to my place for some tinkering.



The trailer was a bit hard to get off the tow ball, so it will require some adjusting of the tension to loosen it off. Inspection of the unregistered trailer found the lights gone and the board they were mounted upon was rotten, but otherwise the trailer looked pretty good. The wheel bearings seem good, but will be inspected later anyway. There is no spare wheel, and one tyre will probably need replacing, but not too bad.

NOVEMBER 2015

The tilt trailer mechanism was tested, and apart from breaking a cable tie it worked quite well. With the boat off of the trailer, a more thorough inspection can be done – and it will be lighter to check the wheel bearings. The rollers and slides are in good enough condition. Despite some rust in the trailer it was still structurally sound. One option could be to put bigger wheels on it, but for now the small trailer wheels will suffice.




Trailer with left light being tested next to the T-piece mounting hole

Checking the ACT registration rules and fees, I am up for about \$250 to register the trailer. As it is ultimately destined for Queensland, where it would need to go through the whole process (and fees) again, I may just do a temporary registration before the intended owner registers it up there. With the board that held the number plate and lights removed, I then needed to work out how to mount some new lights and number plate. The metal stops on the end of the trailer to stop it bottoming out when the trailer tilts prevented easy mounting of the lights.

Inspired by the cub boat, I opted for LED lights with a metal bash guard around them to stop the boat from damaging them. I scored some good deals on clearance sales (including 5-core trailer wiring harness and winch webbing straps), but missed the trailer lights.

I managed to find some Narva lights at Repco for \$50. I found an old galvanised metal shelf lying around the shed, and the corner section of the shelf made a good bash guard for the light. My first one was a little small, but not bad. Mounting this on the T-piece that slots into the trailer then enabled me in turn to mount the LED light to the bash guard.



The trailer's T-piece metal bracket was smaller than the light's mounting screws

With a couple of the \$2 wiring 5-wire harnesses (modern ones are 7-wire), I had the luxury of putting one cable on each of the lights, running them up each side of the trailer. This is as taking the wires from a single one prevents fully enclosing the wiring harness where the trailer will be in the water (and the owner is unlikely to remove the lights each time).

I drilled through a plastic number plate bracket to mount it in some existing holes in the rear of the trailer I had purchased a waterproof LED number plate light, and again ran another dedicated two-core wire. With every wiring connection soldered, heat shrink, and then the join of 2 or 4 wires had further 3 pieces of heatshrink on them (centre and then on each end of the centre piece), each join should have a long life before water can work through the heatshrink and corrode the wires.

These three cables now come up to the winch. I have left enough cable to tilt the trailer. I am currently wiring these three wires into a terminal block inside a plastic jiffy box. The other side of the terminal block will go to the 7-pin trailer connector. The three cables and terminal block should make any future fault-finding easier. The jiffy box was chosen to minimise water ingress (mostly from rain), and will be mounted on the car-side of the winch post where it should stay out of the water during launching, and the winch post should prevent it from being knocked.

The winch looked worse than it was. Unwinding the webbing, only the end had deteriorated with the sun. I could use a sail needle and sail thread to sew the hook a foot further up the webbing, but as I bought a full webbing and hook for \$2, it is easier to change it out. I will keep the old one though in case I get the time to fix it up anyway. The winch drum had flaky rust inside, which I ground back to avoid chafing the webbing. It will get a coat of Killrust, and grease on the teeth and centre bush, then it will be ready to put back on the trailer.

NOVEMBER 2015



The old lights were rusted and not submersible



The jiffy box with terminal block. 3 wires come out to lights on one closest side, and the trailer plug the other side.

What next? Finishing the wiring, test it out, rebuild the winch, and greasing the wheel bearings and adding bearing buddies.

### Next month – Part 1 of turning the tinnie into the fishing boat



## Greg's AMAZING Shortbread Recipe Leaked!

From Greg Smith:  
Here is a recipe for shortbread – Enjoy!

Cheers

### Shortbread Recipe

Pre heat Oven to 160 Celsius.  
Melt 250g Butter at room temp.

Mix with 1/3 cup of Caster Sugar  
And Tablespoon of Corn flour  
And Tablespoon of Vanilla Essence

Mix well

Add 2 ¼ Cups of Plain Flour gradually – 1 cup at a time  
Put in 10" x 6" shortbread tray.  
Cook for 35-40 mins – keep an eye on it.  
Cut into slices in tin  
Allow to cool in tin.

Transfer to cooling wire to completely cool.

Store in airtight container.

Enjoy eating!

Editor: Any 'secret' recipes you wish to share, email them through to:  
[newsletter@canberra-anglers.asn.au](mailto:newsletter@canberra-anglers.asn.au)

## Would you like to join CAA?

- The Membership Application Form can be found [here!](#)
- Current fees are payable each year as at our AGM (pro-rata rates for joining late in the year):
  - o \$10 for concession (age pension or concession card)/juniors (under 18)
  - o \$30 for general membership
  - o \$40 for families
- Payment can be via check, electronic transfer (bank details on the form), or in person at one of our regular meetings.
- More information is available from the Secretary, email: [secretary@canberra-anglers.asn.au](mailto:secretary@canberra-anglers.asn.au)