











BAITED BREATH

	<p>Hook: S/S Mustard 34007 sizes #1 to #6. Thread: Flat waxed to match wing colour. Body: Chenille. Tail: Marabou (sparkle flash added if desired). Eyes: Bar bell.</p>
---	--

Tying instructions

<p>1. Start the thread near the bend and tie in a bunch of marabou. Don't worry if the marabou seems too long, you can trim it to length later. If you want to tie in some flash material, tie it on top of this bunch.</p>	
<p>2. Tie in a second bunch of marabou on top of the first bunch.</p>	
<p>3. Take a hackle feather with fibres slightly longer than the hook gape and tie it in by the butt. If you want a fly with more movement, choose a feather with longer fibres.</p>	
<p>4. Wind the feather around the butt of the marabou and tie it off.</p>	
<p>5. Tie in the chenille hard up against the wound hackle.</p>	
<p>6. Add a drop of superglue to the shank and tie down the eyes. Make sure the figure eight wraps over the eyes are tight. Leave the thread hanging in front of the eyes.</p>	

<p>7. Wind the chenille firmly around the hook shank, then take it over and under the eyes in a tight figure-eight. Tie the chenille down in front of the eyes with a few thread wraps - this makes the fly a bit tougher than if you just wound the chenille straight to the hook eye.</p>	
<p>8. Take the thread up towards the hook eye, then wrap the chenille in tight wind up to the thread. Tie off the chenille and trim.</p>	
<p>9. Build up a small head of thread, whip finish and varnish.</p>	

To trim, hold the marabou between thumb and forefinger. With the other thumb and forefinger, break off the marabou at the desired length. This is much better than trimming it with scissors. The marabou tail should be about 3/4 as long as the hook shank.

There are many different colour combinations for this fly and you should have a few different colours.

Fishing method

Best fished around likely haunts (i.e. snags), let the fly sink to the area of the snag, use short strips.... pauses *really* work as well as random movements. The action is to imitate a shrimp or small bait fish so it's the random darting movements you want to achieve. It is also essential that around drop offs and weed beds to let the fly sink to the bottom.