







CLOUSER MINNOW

	<p>Hook: S/S Mustard 34007 size 1. Thread: Flat waxed to match wing colour. Body: Bucktail Wing Bucktail, Krystalflash. Head Built up tapered thread. Eyes Bar bell.</p>
---	---

Tying instructions

<p>1. Start the thread at the eye of the hook. Lay a base of thread for 10mm behind the hook eye, then tie in dumbbell eyes about 7mm behind the hook eye. Super glue eyes in place. Leave a good space between the dumbbell eyes the hook eye, as this is where the bucktail is secured.</p>	
<p>2. Tie a length of flash material in front of the eyes and tie it back over the eyes so that it hangs out the back of the fly. Tie white bucktail down behind the eye, leaving a fairly long tag end.</p>	
<p>3. Bring the thread back over the eyes and tie down the tag ends.</p>	
<p>4. Rotate the fly so that the hook point is pointing upwards. Take a second small bunch of bucktail in a contrasting colour and tie this down in front of the eyes.</p>	
<p>5. Form a small, neat head. Whip finish and apply zpoxy to head - be careful not to clog up the hook eye.</p>	

Fishing method

Fish over a dropoff or on sandflats for bream and flathead. Tied in translucent, flashy synthetics, it can also be used for targeting schooling pelagic.

Many people choose to use this as their No. 1 flathead fly, and they are extremely successful as they get down to the bottom quickly and will stay there so long as you retrieve them with short, sharp strips.