

Wednesday Fly Tying 23rd July 9, 2014

Foam Wing Madame X – Tied as the Hopper for a “Hopper – Dropper” application



HOOK: Sproat Bend, Standard Length Shank, “Bass Hook”, size 4 - 6

THREAD: Yellow 3/0, 140 denier

TAIL: 2 – 4 kg Mono


BODY: Yellow sparkle yarn, Red sparkle yarn for tag

LEGS: Yellow round rubber, medium

WING: Yellow 3mm close cell foam

HEAD: Yellow deer hair tied bullet style


Basic tying tools are needed; a hair stacker and a drinking straw can be useful, but not required.



Thread Base – option to tie in mono loop for dropper attachment



Sparkle Yarn tag



Body has a profile



Deer hair



Foam Wing



Use straw or hands to produce head



Tie off a bullet head



Add rubber legs



Don't make the legs too long




Some variations of colour



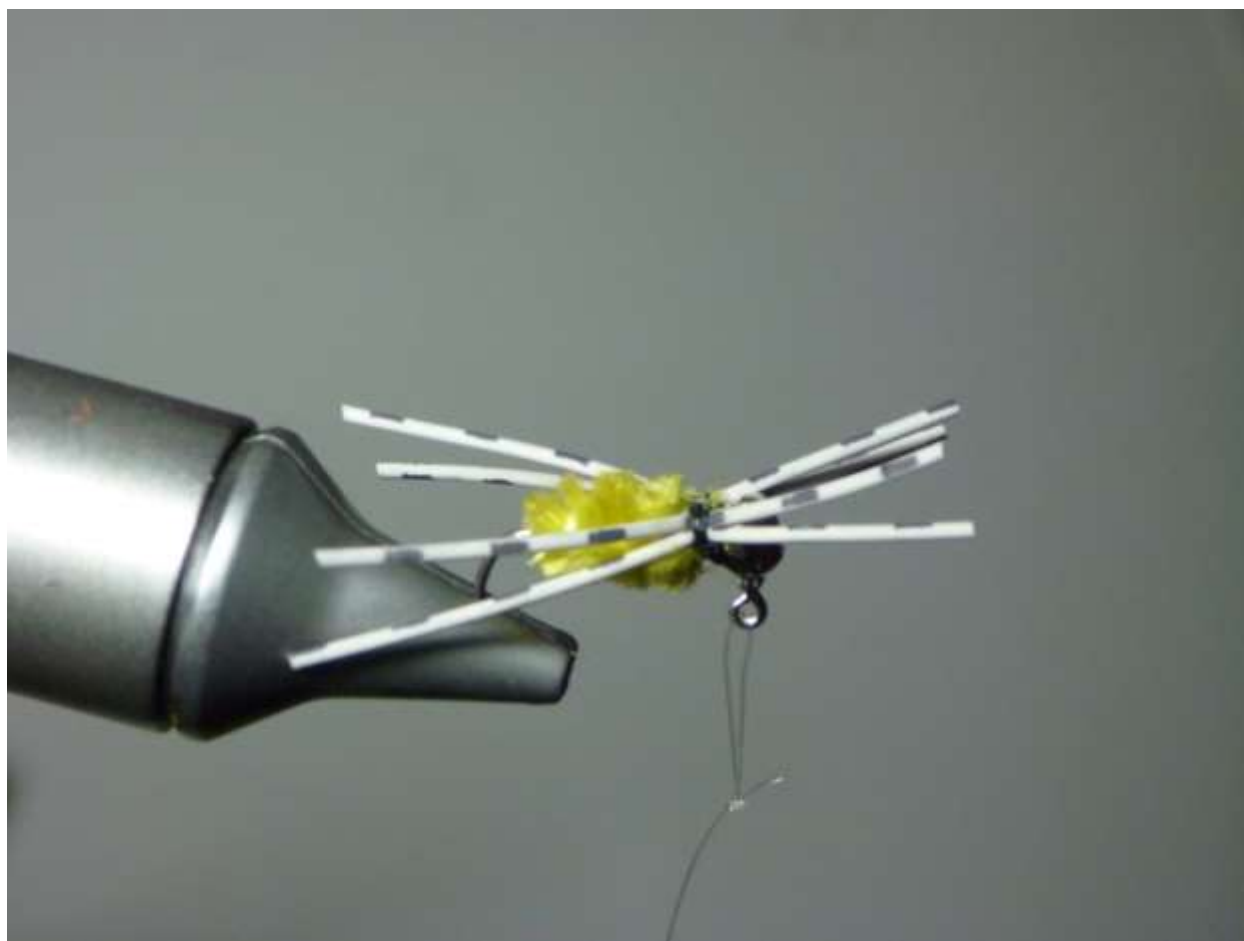
Plastic bead chain as eyes, tie on before folding deer hair for head



Any legs will be fine – knots for added leg realism if you want



The partner fly on the dropper is the Cap Spider developed by Mike Verduin.



I found a [Youtube video](#) . Both of the Mikes gives the fly high praise indeed. Also on the web are some [instructions](#).