

# STAY SAFE ON THE LAKE

## KEEP SAFE **STAY RIGHT**

Keep to the right hand side of your course



## KEEP A PROPER **LOOKOUT**

Use your eyes and ears - **keep a good lookout**  
Take care when entering or crossing busy areas



## KEEP CLEAR OF LARGER VESSELS

Cross behind, not in front  
Remember wash can capsize small craft



## WEAR A **LIFE JACKET**

It is strongly recommended that you  
wear an approved life jacket at all times



## CHECK LAKE STATUS

Check the Lake status on the Swim Guide  
app or follow us on Facebook @nca.gov



## TAKE GREAT CARE TO AVOID COLLISIONS

Show lights at night and in fog

Check the Lake  
status on the  
Swim Guide app




## Lake Burley Griffin is a wonderful asset for all to enjoy in the National Capital


With the increasing number of watercraft users, at times the Lake can be busy, with small watercraft and commercial vessels sharing the space.


An understanding of the following safety recommendations (applicable to all watercraft) will help everyone to enjoy the Lake in safety.

### Life jackets


It is strongly recommended that you wear an approved **LIFE JACKET**  at all times when enjoying Lake Burley Griffin.

### Navigation lights/visibility

Between sunset and sunrise a **TORCH**  is a minimum requirement for small craft and a white light visible in every direction is strongly recommended.

When fog, glare, smoke or darkness restrict your visibility **ADJUST YOUR SPEED**  accordingly.

### Life buoys

**LIFE BUOY**  boxes are located in swimming areas, jetties and high-use areas. Watercraft operators are asked to take care not to damage these boxes.

### Lake conditions

- The Lake may look calm, but conditions can change quickly. Strong winds can create choppy conditions making it dangerous for watercraft.
- Be on the lookout for submerged trees and other snags, especially during changing weather conditions. These objects can move and/or change position.
- Sudden immersion in cold water is potentially dangerous. The effects of cold water mean that even healthy, good swimmers can drown after a short period of time in the water. The risk of hypothermia can be exacerbated by a wind chill factor, even in the warmer months of the year. Wearing of life jackets, appropriate clothing and going out with a "buddy" is strongly recommended.

### National Capital Authority


Treasury Building, King Edward Terrace  
Parkes ACT 2600 Australia  
(02) 6271 2888  
info@nca.gov.au

## EMERGENCY CONTACTS



ACT Water Police 6256 7777 or 000

# WATERCRAFT SAFETY ON LAKE BURLEY GRIFFIN



STAY SAFE ON THE LAKE




Australian Government  
National Capital Authority

It is important to be clearly visible while on the water. Suggested precautions are to:

- Dress brightly
- Keep a proper lookout
- Operate watercraft during daylight hours or adhere to the night lighting requirements for small vessels
- Stay close to the shore line
- Keep to the starboard (right-hand) side of your course
- Adhere to lighting requirements during mornings of thick fog

Conduct a safety check before heading out:

- Check the latest weather, and plan your trip accordingly
- Check your equipment is in working order
- Advise friends or family of your time of departure, return and proposed route
- Carry a mobile phone in a waterproof pouch
- Carry sufficient drinking water and sun protection
- Dress appropriately for the conditions
- Use a paddle or leg leash in windy conditions where applicable
- Carry a noise maker of some kind (to attract attention) attached to the watercraft so it is not lost if the craft capsizes
- Do not operate any watercraft when under the influence of drugs or alcohol.

 [nca.gov.au](http://nca.gov.au)  
 [nca.gov](https://www.facebook.com/nca.gov)  
 [nca\\_gov\\_au](https://www.instagram.com/nca_gov_au)  
 [@nca\\_media](https://twitter.com/nca_media)

Additional safety information is available from the NCA website [nca.gov.au](http://nca.gov.au)

# STAY SAFE ON THE LAKE

